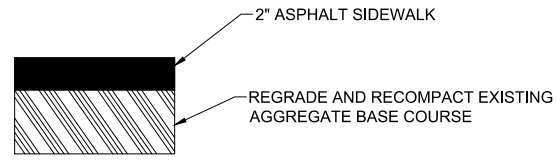
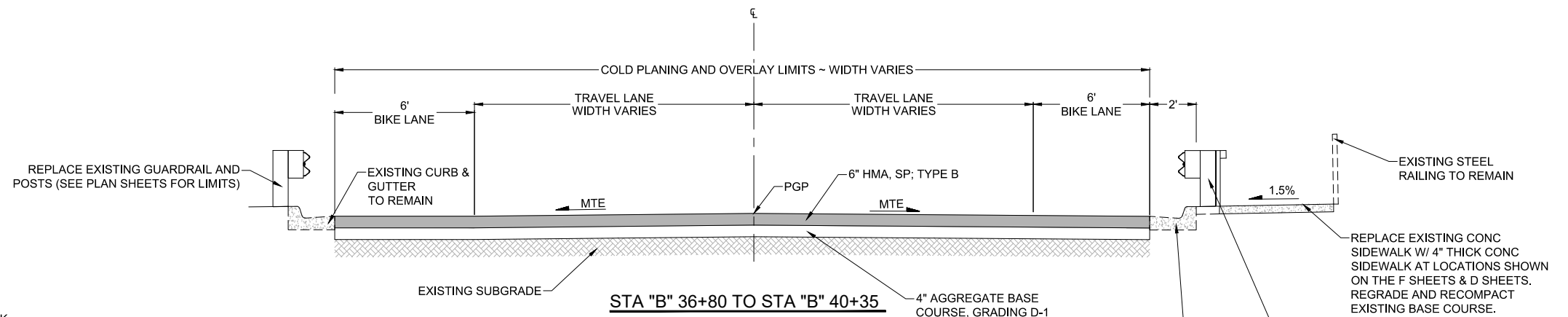
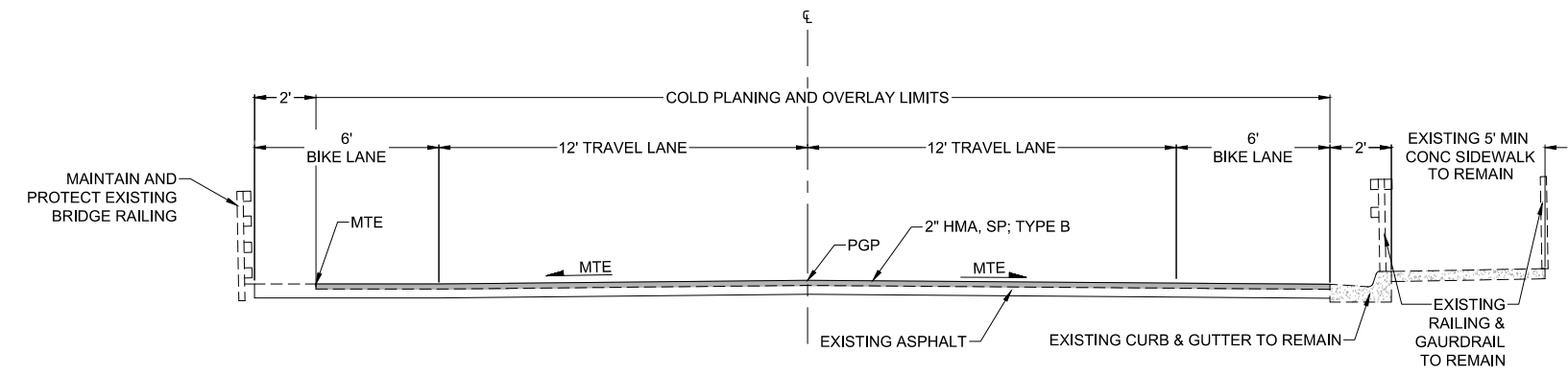
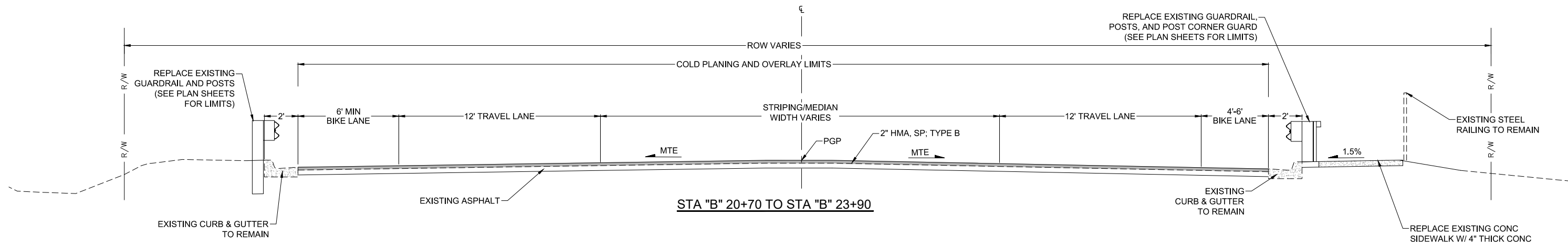
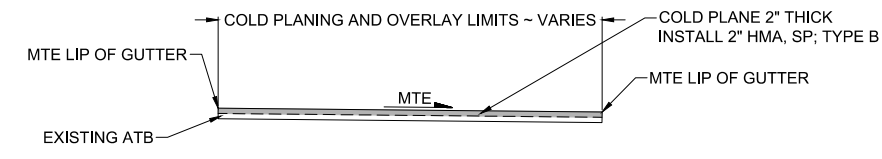


NO.	DATE	REVISION	STATE	PROJECT DESIGNATION	YEAR	SHEET NO.	TOTAL SHEETS
			ALASKA	SFHWY00293/958032	2020	B2	B2

FIRM: DOWL
 FILE: C:\Civil\3D Project\2016\22\70897-01\Civil\SC-CT-TS-B-70897.dwg
 ADDRESS: 9085 GLACIER HIGHWAY, JUNEAU, AK 99801
 PHONE: (907) 780-3533
 CERTIFICATE OF AUTH # : AECL848
 DESIGNED: STEPHENS
 CHECKED: NOBLE
 DRAFTED: KEMP
 DATE: 8/4/2020 17:19
 LAYOUT: B2




RESIDENTIAL AND COMMERCIAL DRIVEWAY STRUCTURAL SECTION
 NTS - SEE SHEET D4 AND F SHEETS FOR DRIVEWAY LOCATIONS AND DIMENSIONS



ROUNDABOUT
 * CIRCULAR LANES AND APPROACHES TO LEADING END OF SPLITTER ISLANDS. SEE F SHEETS FOR HORIZONTAL LIMITS.

PLANS DEVELOPED BY:
 DOWL
 9085 GLACIER HWY
 JUNEAU, AK 99801
 PHONE 907-780-3533
 #AECL848



STATE OF ALASKA DEPARTMENT OF TRANSPORTATION AND PUBLIC FACILITIES
JNU DOUGLAS HIGHWAY
PM CONSTRUCTION
STAGE I
TYPICAL SECTIONS